



madena.co



madena.my

Distributed by

**urban** *haircare*

Suite B-05-01, Menara Bata, Pj Trade Centre, 8, Jalan PJU 8/8A,  
Damansara Perdana, 47820 Petaling Jaya, Selangor  
+60 16-312 9343

MADENA Corporation

North Yotsubashi Building, 1-24-8 Shinmachi, Nishi-ku, Osaka-shi, Osaka-tu, 550-0013 405 TEL 06-6532-2707



Official Website



Product manuals and various inquiries can be accessed from here

# Reset

Hair cleansing



by Chemia

NEW HABITS  
OF BEAUTY SALONS





## Hair cleansing like makeup removal

Do you wash your face directly after wearing makeup?

It is only appropriate to use makeup remover before using your face wash..

*Until now, there hasn't been a similar concept for hair.*

So, is cleansing necessary for our hair?

Yes, it is **necessary**

### SKIN CARE



Cleansing

Face Wash

Skin Care

### HAIR CARE



Cleansing

Shampoo

Treatment

Skin and hair are both important parts of our body.  
Beauty starts with cleansing.

Restoring hair to its ideal state. →

# PR Perfect Reset


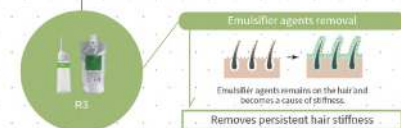
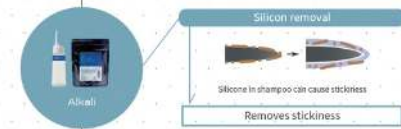
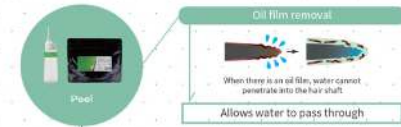
Hair · Scalp Cleansing

A higher-grade [5-step] cleansing technique that also addresses scalp concerns

### Preparation



### Usage method / Purpose



R3  
Specially designed applicator  
/ Volume 200ml



Melt  
Specially designed applicator  
/ Volume 200ml



Reset bowl  
Dedicated Bowl

Check!!



The manual can also be viewed as a video from here.

# NEW REVOLUTION

A new choice in hair salons



Peel



Alkali



Remove



Undo



Melt



## [Reset] A cleansing technology for hair

The environment surrounding hair salons is changing significantly due to trend shifts on social media, diversification of hair histories, and an increase in hair care products. Do you have concerns such as hair not drying, poor color absorption, or treatments leaving hair sticky, etc...? Let's first return your hair to its original state and start from scratch. MADENA's hair cleansing [Reset]

Hair Cleansing Reset 



# R Reset


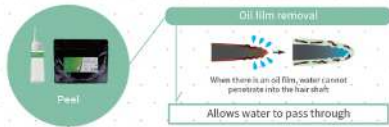
## Hair Cleansing

### Basic 3-Step Hair Cleansing Technique

#### Preparation



#### Usage method / Purpose



After cleansing, you can clearly tell that the dirt has been removed.

## Applicator >>



**Peel**  
Specially designed applicator  
/ Volume 200ml



**Alkali**  
Specially designed applicator  
/ Volume 200ml



**Remove**  
Specially designed applicator  
/ Volume 200ml



# Reset

## Hair cleansing

## Chemia Reset series Product list

Chemia Reset Series Product List

### Hair Cleansing



**Peel**  
/ 200g

It removes the 'oil film' remaining on the hair surface and promotes the penetration of active ingredients. Always use this first.



**Alkali**  
/ 100g

It removes 'silicone' residue from the hair, eliminating stickiness and heaviness.



**Remove**  
/ 400ml

It removes 'tap water rust' residue from the hair, preventing damage from coloring and perming treatments.

### Hair and Scalp Cleansing



**Undo**  
/ 600g

It removes residual 'emulsifier agents' from hair and scalp, softening both.



**Melt**  
/ 120ml

It removes residual 'styling products' and 'scalp sebum' from hair and scalp, eliminating stickiness and heaviness.

HAIR

SCALP